

QUICK START GUIDE

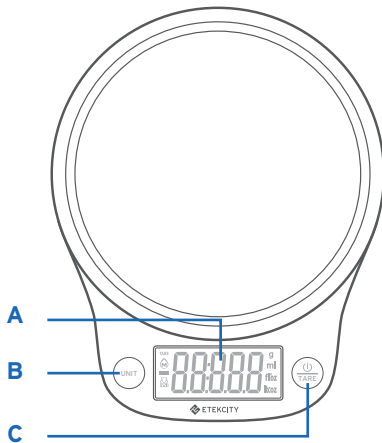
SPECIFICATIONS

Weight Capacity	176 oz / 11 lb / 5000 g / 5000 mL
Units	oz / lb:oz / g / ml (water/milk) / fl'oz (water/milk)
Auto-Off	120 seconds
Battery	2 x 1.5V AAA Batteries (Pre-Installed)
Dimensions	8.3 x 6.4 x 1.3 in / 21 x 16.3 x 3.2 cm

Increments

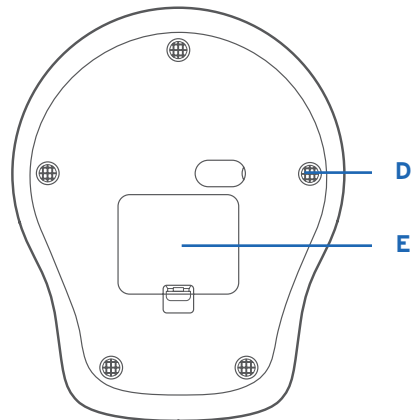
Measurement Unit	Item Weight	Increment
g	< 1000 g	0.1 g
	1000-5000 g	1 g
oz	< 35 oz	0.01 oz
	35-176 oz	0.05 oz

Top



- A.** LCD Display
- B.** Unit Selection Button
- C.** Power/Tare Button



Bottom



- D.** Anti-Skid Pads
- E.** Battery Compartment

USING YOUR SCALE

Note: Before first use, remove the plastic strip from the battery compartment.

1. Press  to turn on the scale. To turn it off, press and hold for 2 seconds.
2. Press  to tare (or zero out) the weight of a container.
3. Press **UNIT** to choose ounces, pounds, fluid ounces (water or milk), grams, or milliliters (water or milk).

Note: Keep the scale away from water, liquid, or damp areas. If liquid is spilled on the scale, immediately wipe dry with a soft cloth to avoid damage.

NEED MORE HELP?



Scan the QR code to view the extended digital manual for this scale.

You can also type the following link into a web browser:
www.etekcity.com/support/manual/model/ek9000

WARRANTY



Etekcity Corporation warrants all products to be of the highest quality in material, craftsmanship, and service, effective from the date of purchase to the end of the warranty period. Warranty lengths may vary between product categories.

CUSTOMER SUPPORT

Etekcity Corporation
1202 N. Miller St., Suite A
Anaheim, CA 92806

Email: support@etekcity.com
Toll-Free: (855) 686-3835

Support Hours
Mon-Fri, 9:00 am-5:00 pm PST/PDT