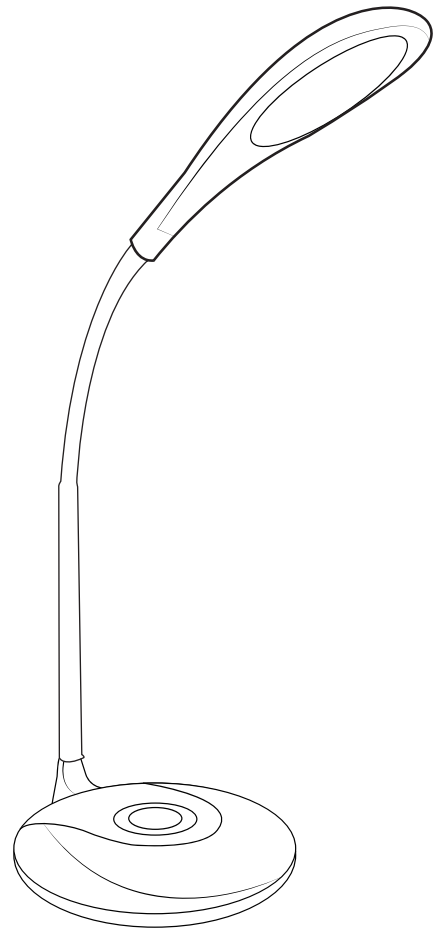




User Manual

Living Color Lamp

Model No.: S10A



Question or Concerns? support@etekcity.com
visit etekcity.com for more products

Thank you for purchasing the Living Color Lamp by Etekcitcity®. Light up your desk for work and studies while illuminating the environment with a full spectrum of color. Select between color cycle and custom color to personalize the mood of your home decor. The lamp is bendable and adjustable, allowing you to set up the lighting angling the way you like. Rechargeable, simple, and easy to use, this dual function desk lamp is the ideal addition to any office space or room. A simpler life starts here.

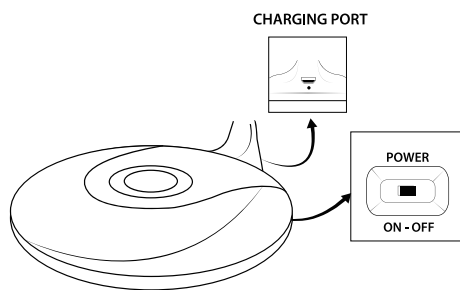
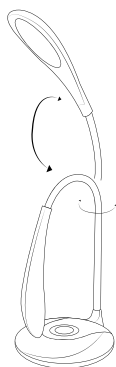
IMPORTANT: Please read, understand, and comply with the instructions provided in this manual before using the device. Failure to comply with the instructions given in this manual and/or using the device in ways other than the ones mentioned in this manual may result in serious injury and/or damage the product.

Safety Use & Care

- **DO NOT** attempt to repair, disassemble or modify under any circumstances.
- **DO NOT** place near any heat source or in direct sunlight.
- Place on a flat, secure surface.
- **DO NOT** use the lamp or the electrical power cord is frayed or damaged.
- **DO NOT** touch any electrical appliances with wet hands or near liquid.
- Keep the light and power cord dry and clean at all times.
- **DO NOT** operate this lamp in damp or moist environments.
- Clean only with a soft dry cloth. Do not use any solvents or cleaning solutions when cleaning the lamp.
- Never overload electrical circuits as it may cause an electrical shock or hazardous fire.

Features & Specifications

- Living color base lighting
- Touch key control
- Easy operation
- Bendable and adjustable lamp angling
- Fast battery recharge time
- Micro USB port
- Cordless lighting
- White Light: 5000 - 5500K
- Brightness: 3 levels
- Input: USB 5V / 500mA
- Battery Capacity: 1000mAh
- Light Source: 16 x 0.2W / LED



Operation

Charge for 2 to 3 hours before first use and operation by using the included micro USB charging cable. The LED indicator light located under the micro USB port will illuminate red while charging. When charging is complete, the light will turn green.

Turn On/Off

Main Power: The main power switch for the lamp is located on the backside of the lamp's base. Flip the switch to the desired setting at any time. Keeping the main power 'OFF' when not in use will help conserve battery power.

Brightness Adjustment

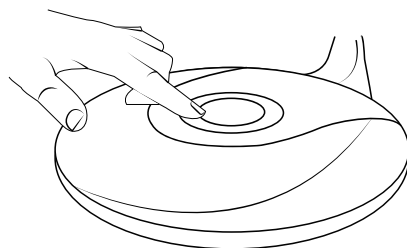
Press the touch pad to adjust the brightness of the white LED lamp lighting. There are a total of three available levels of brightness.

Charging the Lamp

When the brightness of the LED light dims to a lower level than the usual settings, recharge the lamp using the included micro USB charging cable. The lamp may be connected to any USB output port for charging.

Living Color

Press the touch pad to activate the living color and press again to deactivate. Drag your finger around the circle of the color spectrum to select a lighting color for the base. Press and hold the touch pad for 3 seconds to activate color cycle mode for the base.



Package Contents

- 1 x Living Color Lamp
- 1 x Micro USB Charging Cable
- 1 x User Manual
- 1 x Adapter
- 1 x Cleaning Cloth