



 ETEKCITY™

Compact Fire Starter

Model No.: CF30

Questions or Concerns?

(855) 686-3835

support@etekcity.com

Safety Information

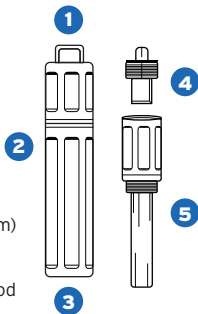
- **DO NOT** use the fire starter in indoor settings.
- **DO NOT** use the fire starter near heat sources or flammable objects such as gas canisters, fireworks, or gunpowder. Doing so may cause a fire and result in injury or even possible death.
- **DO NOT** allow children to use or play with the fire starter. The fire starter contains small parts that may present a choking hazard.

Product Diagram

1. Keychain hole
2. Fire starter casing
3. Starter rod cover
4. Striker
5. Fire starter rod

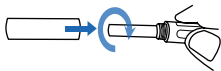
Specification

Color: Black
Size: 2.3" x 0.47" (59.2 x 12mm)
Weight: 10g
Material: Plastic Case,
Hardened Magnesium Rod
& Stainless Steel Striker

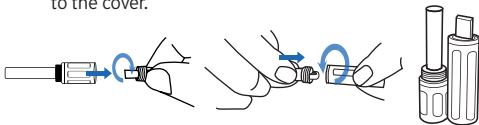


Operation

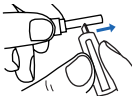
1. Twist the starter rod counter clockwise to remove it from the cover.



2. Remove the striker from the starter rod, and attach it to the cover.



3. Hold the fire starter rod and striker near a dry flammable substance.
4. Strike the starter rod with the striker. Make sure enough force is used to generate the necessary friction to produce sparks.



NOTE:

- It may take several attempts to produce sparks using the starter rod and striker.
- To best handle the striker and starter rod, make sure hands are dry.

5. Reassemble the fire starter when you are finished.